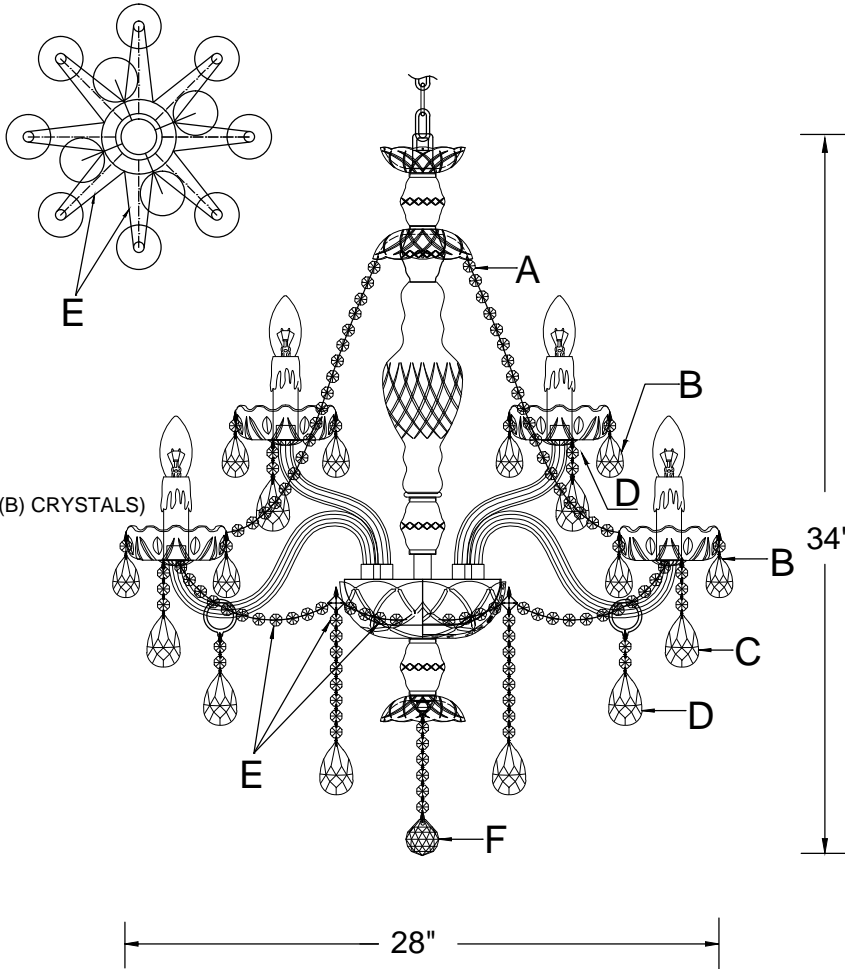


CRYSTORAMA

LIGHTING THE WAY FOR SIXTY YEARS

ASSEMBLY INSTRUCTION MODEL #CAN-A1312



All electrical components must be installed by a licensed electrician in accordance with the National Electric Code and the appropriate local electrical codes.



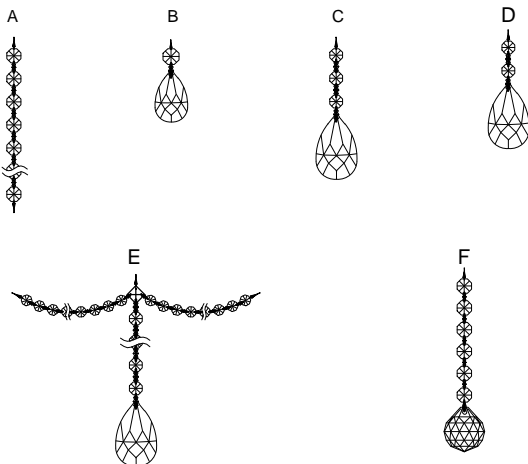
You will need 12-Candelabra Base Bulb
 40 Watts Recommended 60 Watts Max

USE LED BULBS FOR EXTENDED USE

How to Install

1. Do a complete inventory of all parts and components before you start installing.
2. Screw the column kit on the coupling.
3. Attach the glass dish, check ring and threaded pipe to the bottom nipple. Then place the short glass column, check ring, small glass dish and metal washer (in that order) over the threaded pipe. Secure them all with the finial.
4. After safely attaching fixture into outlet box, slide the glass ring over the socket to hang it onto the glass arm. Install small metal dish, bobeches, candle sleeves, bulbs (not included) and proceed to connecting the power.
5. When you begin to dress the fixture, start with packet labeled (A).
6. **IMPORTANT:** Apply crystal sets in alphabetical order.

DETAILED ILLUSTRATION

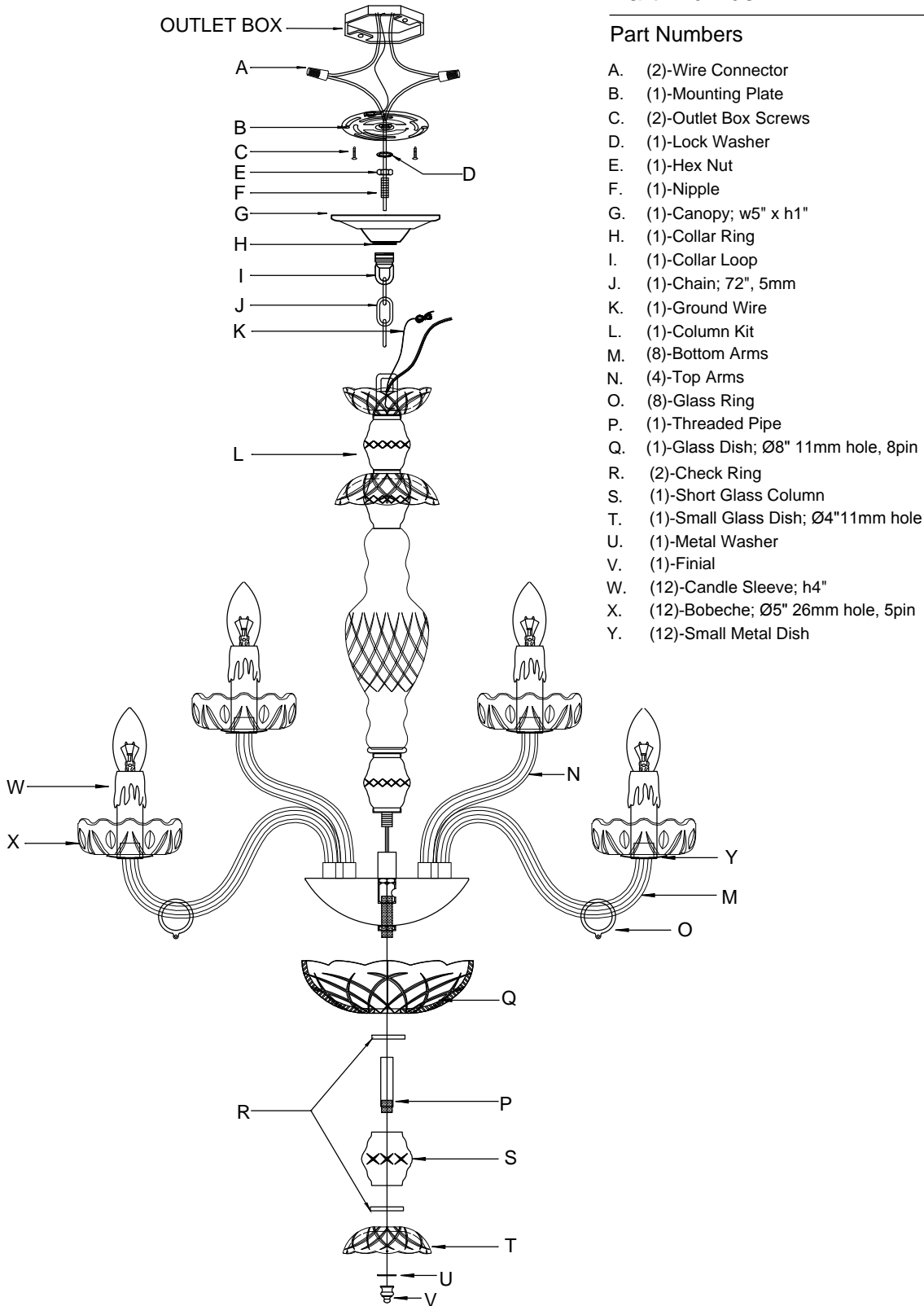


WARNING: This product can expose you to Lead, which is known to the State of California to cause cancer and/or birth defects or reproductive harm. For more information go to www.P65Warnings.ca.gov

CRYSTORAMA

LIGHTING THE WAY FOR SIXTY YEARS

PART NUMBER MODEL #CAN-A1312



Part Number

Part Numbers

- A. (2)-Wire Connector
- B. (1)-Mounting Plate
- C. (2)-Outlet Box Screws
- D. (1)-Lock Washer
- E. (1)-Hex Nut
- F. (1)-Nipple
- G. (1)-Canopy; w5" x h1"
- H. (1)-Collar Ring
- I. (1)-Collar Loop
- J. (1)-Chain; 72", 5mm
- K. (1)-Ground Wire
- L. (1)-Column Kit
- M. (8)-Bottom Arms
- N. (4)-Top Arms
- O. (8)-Glass Ring
- P. (1)-Threaded Pipe
- Q. (1)-Glass Dish; Ø8" 11mm hole, 8pin
- R. (2)-Check Ring
- S. (1)-Short Glass Column
- T. (1)-Small Glass Dish; Ø4"11mm hole
- U. (1)-Metal Washer
- V. (1)-Finial
- W. (12)-Candle Sleeve; h4"
- X. (12)-Bobèche; Ø5" 26mm hole, 5pin
- Y. (12)-Small Metal Dish